



BETEC[®] NSM 1, 2 & 4

Fiber reinforced wet spray mortars, Class R4

Product Description

BETEC[®] NSM 1, 2 & 4 are fiber reinforced, cement based, volume stable repair mortars with major applicability by wet spraying techniques in layer thicknesses of 3-40mm.

Advantages

- Altered consistency for fast, easy and cost effective application by wet spray application in horizontal, vertical and overhead conditions without sagging and minimum rebound losses.
- High early- and final strength properties to strength class C45/55 for structural repair of concrete.
- Polymer modified for an excellent adhesion, and fiber reinforced for a long-term durable repair without surface cracks.
- Certified structural repair mortar according CE performance declaration by EN 1504-3.



Certification

- CE performance declaration according to EN 1504-3.

Field of Application

BETEC[®] NSM 1, 2 & 4 are particularly suitable for structural and non-structural concrete repair in large volumes or areas by wet spray application, such as:

- Repair of bridge columns, beams, rails, wall panels, floor slabs, etc.
- Precast elements and concrete structures in tunnels basements and below grade concrete structures.



Product Properties

Technical Data/Properties^(*)

		BETEC® NSM 1	BETEC® NSM 2	BETEC® NSM 4
Properties	Unit	Value*		
Grain size	[mm]	0-1	0-2	0-4
Layer thickness	[mm]	3-10	6-20	12-40
Consistency	[-]	Stiff to soft-Plastic		
Maximum water quantity	[l /25 kg]	3.5	3.4	3.2
Open time	[min]	≈ 30		
Application temperature (Powder, water and environment)	[°C]	+5 to +30		
Fresh mortar density	[kg/dm ³]	≈ 2.2		
Yield (25kg bags)	[dm ³]	≈ 13		
Compressive strength (**) - 24 h - 7 days - 28 days	[MPa]	≈ 25 ≈ 35 ≈ 50	≈ 30 ≈ 45 ≈ 60	≈ 30 ≈ 45 ≈ 60
Strength class	[-]	C 35/45	C 45/55	C 45/55
Exposure classes (***)	[-]	X0, XC1-XC4, XD1-XD3, XS1-XS3, XA1, XF1-XF3		
Moisture classes (***)	[-]	WO, WF, WA		
Shelf life	12 Months Stored under cover, clear of the ground, protected from all sources of moisture and frost.			
Packaging	Bags of 25 kg with plastic liner. 40 bags per pallet (1000kg)			
Appearance	Grey			

^(*)Typical values in production control. All tests were executed under a conditioned temperature of 21°C and 65% RH.

^(**) Compressive strengths measurements based on prisms.

^(***) According to EN 206-1:2001 in combination with DIN 1045-2.

Application

1. Preparation of Substrate

- Substrate preparation has to be according EN 1504-10 part 7.
- The substrate has to be free from dirt, grease, laitance, loose concrete, loose particles or layers which could adversely affect adhesion.
- Remove all damaged concrete and prepare substrate by sand or grid blasting, high pressure water jetting, or other methods until base concrete is exposed, offering sufficient roughness (bond) and open pores.
- The substrate must be pre-wetted with clean water until saturated. The substrate should be damp, but without free standing water.
- The substrate must be frost-free and have a cohesion of minimum 1.5 N/mm².
- Exposed or corroded reinforcement steel needs to be treated with OMNITEK® CPC.

2. Mixing

- The product has to be mixed using a suitable forced action mixer (400-600rpm). The mixing head must be completely immersed in the powder.
- Add 4/5 of the required quantity of water into the mixer and mix for 2 minutes. Add the remaining quantity of water. The water content can be varied to obtain the desired consistency. Never use more than the maximum water quantity. Mix for an additional 2 minute until a lump-free, homogeneous mixture is obtained.
- The mixing time depends on the type of mixer. 4 minutes is the minimum.
- Once the mortar is ready mixed, apply immediately. Do not prepare more material than can be used within the open time of the material.
- When the mortar starts to set, remix but never add more water.

3. Application

- The mortar is applied using suitable wet spray equipment. Alternatively the mortar can be applied by trowel.
- Make sure the material is compacted. Take particular care in the areas around and behind reinforcement bars.
- The material can be applied in several layers. Especially when repairing large voids it is recommended to work in several application steps.
- Do not apply the material if the ambient temperature is below 5°C or expected to fall below 5°C within 24 hours.

4. Curing

- After treatment has to be according EN 13610 in combination with DIN EN 1045-3.
- In warm or windy conditions protect the applied material from dehydration by mist-spraying with clean water or protective tarpaulins until the initial set has taken place.

- In cold conditions cover with insulated tarpaulin, polystyrene or other insulating material. Protect surfaces against frost and rain until final set has taken place.
- In cold, humid or unventilated areas it can be necessary to allow for a longer curing period, or to introduce forced air movement to avoid condensation. Never use dehumidifiers during the curing period or within 28 days after application.
- The after-treatment should be at least 5 days.
- The after-treatment should take place as soon as possible, at the latest when the material surface starts to set.
- As an alternative to the conventional treatment methods, suitable curing agents can be used to prevent rapid water loss.

5. Cleaning and maintenance

- Mixing and application equipment should be cleaned immediately with clean water. Hardened material needs to be removed mechanically.

6. Special remarks

- Cementitious materials can lead to incompatibilities under certain conditions in combination with non-ferrous metals (such as aluminium, copper, zinc).
- Low temperatures delay the early strength development. High temperatures accelerate the strength development and decrease the open time of the material.


Repaired areas can be coated after 7 days with protective or waterproofing coatings depending on the ambient conditions.

Health & Safety


BETEC® NSM 1, 2 & 4 are products based on cement and can therefore cause burns to skin and eyes, which should be protected during use. Wear gloves and protective eye shields. Wearing a dust mask is advised. Treat splashes to eyes and skin immediately with clean water. Consult a doctor when irritation continues. If accidentally ingested, drink water and consult a doctor. Users must comply with all risk and safety phrases. MSDS's can be obtained from GCP Applied Technologies or from our website. GISCODE ZP1.

CE certificate


BETEC® NSM 1


0921
GCP Germany GmbH Pyrmonter Str. 56 D-32676 Lügde Plant Essen
11
DOP No.: GCPSS-51287-01
0921-CPR-2064
EN 1504-3
Concrete repair mortar

BETEC® NSM 2


0921
GCP Germany GmbH Pyrmonter Str. 56 D-32676 Lügde Plant Essen
11
DOP No.: GCPSS-50851-01
0921-CPR-2064
EN 1504-3
Concrete repair mortar

BETEC® NSM 4


0921
GCP Germany GmbH Pyrmonter Str. 56 D-32676 Lügde Plant Essen
11
DOP No.: GCPSS-50852-01
0921-CPR-2064
EN 1504-3
Concrete repair mortar

www.gcpat.com

For technical information:

GCP Applied Technologies

580-581, Ipswich Road, Slough, Berkshire SL
1 4 EQ, United Kingdom

T. +44 (0)1753 490000

F. +44 (0)1753 490001

Customer Service: +44 (0)1753 490000 • info.betec@gcpat.com

We hope the information here will be helpful. It is based on data and knowledge considered to be true and accurate, and is offered for consideration, investigation and verification by the user, but we do not warrant the results to be obtained. Please read all statements, recommendations, and suggestions in conjunction with our conditions of sale, which apply to all goods supplied by us. No statement, recommendation, or suggestion is intended for any use that would infringe any patent, copyright, or other third party right

Betec® is a trademark, which may be registered in the United States and/or other countries, of GCP Applied Technologies Inc. This trademark list has been compiled using available published information as of the publication date and may not accurately reflect current trademark ownership or status.

© Copyright 2016 GCP Applied Technologies Inc. All rights reserved.
GCP Applied Technologies Inc., 62 Whittemore Avenue, Cambridge, MA 02140 USA.

In UK, GCP Applied Technologies, 580-581, Ipswich Road, Slough, Berkshire, SL 1 4EQ. EQ.

Printed in UK | 04/17